


NOVEMBER 2021 • VOL. 9

# EARLY LITERACY SPOTLIGHT



## Reading to Learn!

**READING CLASSIC LITERATURE AND NONFICTION HELPS CHILDREN LEARN NEW VOCABULARY AND BUILD BACKGROUND KNOWLEDGE.**

- Reading classics improves vocabulary and written and spoken language, but nonfiction books can be especially motivating to young readers.
- Nonfiction books, especially about animals and other informational topics, introduce your child to specialized vocabulary. Explore topics your child is naturally interested in; that's the best way to learn new words.
- Regardless of what type of book you're reading, it's a good idea to stop and elaborate on new words. It's a worthwhile interruption, which ultimately helps your child engage with the book!

## The 5 Practices

1) Sing

---

2) Talk

---

3) Read

---

4) Write

---

5) Play







## Reading Classics with Preschoolers

- Some classic children's books have content now considered racist and outdated. Feel free to improvise and tweak the words as you read aloud!
- It's tempting to nudge your children toward books you loved as a child, but try to respect their independent interests. You may discover some new favorites!
- Point to objects in the illustrations as you read aloud from the text. This helps your child make connections and learn new concepts.
- Rather than replacing an unfamiliar word with a familiar word while reading aloud, try to define the new word, demonstrate it, and use it in another sentence.

## If You're a Great Big Dinosaur (Tune: If You're Happy and You Know It)

**If you're a great big dinosaur, show your claws**  
**If you're a great big dinosaur, show your claws**  
**If you're a great big dinosaur, then give a great big ROAR!**  
**If you're a great big dinosaur, show your claws**

Extra verses:

Show your teeth & Wiggle your tail

---

Find lists of award-winning books here:  
[www.ala.org/alsc/awardsgrants/  
bookmedia](http://www.ala.org/alsc/awardsgrants/bookmedia)

---

## Books that Build Background

THE FOLLOWING ARE ALL  
AVAILABLE AT RADNOR LIBRARY:

- **What Do You Do if You Work at the Zoo?** (& more) by Steve Jenkins & Robin Page
- **Building Our House** by Jonathan Bean
- **Dig Dig Digging** by Margaret Mayo
- **A Huge Hog is a Big Pig** by Francis McCall
- **Dinosaur More** by Henrietta & Paul Stickland
- **Up, Down, and Around** by Katherine Ayers
- **Stripes of All Types** by Susan Stockdale
- Books by Gail Gibbons, Anne Rockwell, and Bob Barner

**READING AT HOME  
SHOULD BE  
BEAUTIFUL, FUN,  
CURIOSITY-  
QUENCHING AND  
INSPIRING.**

**-PAMELA PAUL & MARIA RUSSO**



**RML**



# NOVEMBER 2021

## Daily literacy-building activities to share with your child.

SUNDAY	MONDAY	TUESDAY	WEDNESDAY	THURSDAY	FRIDAY	SATURDAY
<b>7 WRITING</b> Write a message to someone important. 	<b>1 WRITING</b> Create a list of things to do this month. Hang it up where everyone can see. Have your child check off items as they are completed.	<b>2 PLAYING</b> Go for a walk after dark. Pretend you are an explorer. Talk about what you see.	<b>3 TALKING</b> At the end of the day talk about everything that happened. What did you like best about today?	<b>4 SINGING</b> Have a family sing-along. Each person gets to pick a favorite song. 	<b>5 COUNTING</b> Draw numbers 1–10 in big puffy letters. Help your child color in each one as you say each one.	<b>6 READING</b> Read a book that won the Caldecott Medal. The library will help you find one based on what your child likes.
<b>8 PLAYING</b> Play "I Spy" with rhyming words. "I spy with my little eye something that rhymes with hat. Yes, a cat!"	<b>9 TALKING</b> In the morning talk about what you will do today. What are you especially excited to do?	<b>10 SINGING</b> Recite "Rub a Dub Dub." <i>(Words are on the back.)</i>	<b>11 COUNTING</b> Make a story box together. (Follow the instructions on the back.) 	<b>12 READING</b> Read a fiction and nonfiction book about fall. Your library has lots to choose from!	<b>13 WRITING</b> Draw your child's name in big puffy letters. Help them color in the letters as you say each one.	<b>14 PLAYING</b> Make an indoor fort with sheets and furniture. Pretend you are sleeping there overnight. What will you bring? Read a book together in the cozy fort.
<b>15 TALKING</b> Wish upon a star tonight. Recite "Star Light, Star Bright." <i>(Words are on the back.)</i> 	<b>16 SINGING</b> Sing a favorite rhyming song. Stop at the end of a line and have your child fill in the word. (See "Twinkle, Twinkle Little Star" on the back.)	<b>17 COUNTING</b> Take turns naming things that begin with the first letter of your child's first name.	<b>18 READING</b> Snuggle together and read two favorite books and one new book you haven't read yet.	<b>19 WRITING</b> Scribble day! Have lots of papers, markers, crayons for your child to scribble and draw.	<b>20 PLAYING</b> Take turns naming animals and making animal sounds.	<b>21 TALKING</b> Talk about opposites. Reach high to the sky and low to the ground. Take a big step and a little step.
<b>22 SINGING</b> Play favorite songs. Bounce, tap, clap to songs with rhythm.	<b>23 COUNTING</b> See how many cottonballs you can fit into a variety of different-sized containers. "How many can fit in this cup? How many can fit in your pocket?"	<b>24 READING</b> Read a book about Thanksgiving. 	<b>25 WRITING</b> Make a book with your child. Draw letters and pictures to tell a story. Tape the pages together.	<b>26 PLAYING</b> Go for a morning walk. Walk slow. Walk fast. (Toddler pace). Repeat.	<b>27 TALKING</b> Ask your child "What is your favorite toy?" Have a conversation about the answer.	<b>28 SINGING</b> March to a drum. Use any empty container to act as a drum, then play the drum and march to the tempo, going from slow to fast.
<b>29 COUNTING</b> Make a number path! Write one number on ten pieces of paper. Tape each piece to the floor. Recite each number as your child walks the path.	<b>30 READING</b> Read a book about Winter.					<b>29 SINGING</b> March to a drum. Use any empty container to act as a drum, then play the drum and march to the tempo, going from slow to fast.



## Listening to nursery rhymes and songs is an early literacy experience that helps children understand how language and stories work.

Recite rhymes and sing songs with children from the time they are infants. This helps them become aware of and then play with the sounds in the words. Many rhymes tell a story with a beginning, middle, and end. This shows children how stories work and that events happen in a sequence. Good readers understand that stories and books have a beginning, middle, and end. After reciting a rhyme or singing a song ask your child about the song. What happened at the beginning? What happened at the end?

### RUB A DUB DUB

Rub a Dub Dub  
Three Men in a Tub  
And Who Do You Think They Be?  
The Butcher, The Baker, The Candlestick Maker  
And All of the them Out to Sea

### MAKE A STORY BOX

1. Use a small box and decorate it together. Label it Story Box.
2. Find random pictures with no words to add to the story box.
3. At story time each person takes a picture (without peeking) and tells a short story about the picture. Use family snapshots, advertisements from magazines, and other pictures.

### TWINKLE, TWINKLE, LITTLE STAR

Twinkle, twinkle, little star  
How I wonder what you are  
Up above the world so high  
Like a diamond in the sky  
Twinkle, twinkle little star  
How I wonder what you are

### STAR LIGHT, STAR BRIGHT

Star light, star bright,  
The first star I see tonight;  
I wish I may, I wish I might,  
Have the wish I wish tonight.



# Books to Read this Month

Check out these books at the library. If they are not available, ask the librarian for a recommendation.

## FOR READERS AGES 0-3

### The Going to Bed Book

by Sandra Boynton

### All the World

by Liz Garton Scanlon

## FOR READERS AGES 3+

### Stop Bot!

By James Yang

### The Day the Crayons Quit

by Drew Daywalt and  
Oliver Jeffers






# Preschool Nonfiction Book List


## Books About Animals

- Beware of the Crocodile by Martin Jenkins
- Hello, I'm Here! by Helen Frost
- Are You a Bee?- Backyard Books Series by Judy Allen
- Prickly Hedgehogs by Jane McGuinness
- Wolf Pups Join the Pack
- What Do They Do With All That Poo? by Jane Kurtz
- Birds Make Nests by Michael Garland
- Lifesize by Sophy Henn
- What Do You Do With a Tail Like This? by Steve Jenkins
- Can An Aardvark Bark? by Melissa Stewart
- Hippos are Huge! by Jonathan London
- Chomp: A Shark Romp by Michael Paul
- The Truth About Dolphins by Maxwell Eaton III
- Octopuses One to Ten by Ellen Jackson



## Books About Plants/Seeds/Flowers

- Bloom Boom! by April Pulley Sayre
- A Seed is the Start by Melissa Stewart
- Seeds Move! by Robin Page
- My Leaf Book by Monica Wellington



## Books About Learning About the World

- Hey, Water! by Antoinette Portis
- Water Land: Land and Water Forms Around the World by Christy Hale

©Growing Book by Book




# Preschool Nonfiction Book List

-Secrets of the Seashore

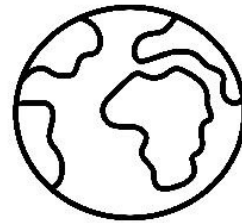
Books About Building

- Skyscraper by Jorey Hurley
- Up! Up! Up! Skyscraper by Anastasia Suen
- Dreaming UP by Christy Hale



Cultures/Traditions/Celebrations

- We Are Grateful by Traci Sorell
- Dia de los Muertos (Celebrate the World Series)
- Houses and Homes by Ann Morris



To learn more about these titles and to order visit

<https://growingbookbybook.com/preschool-books/>

©Growing Book by Book